



## BE-TV-FA-U/VH

### Genesis Elite Series Transmitters

#### Key Features & Benefits



The BE-TV™ GENESIS ELITE series transmitter line is specifically designed to meet the needs of the Medium Power TV stations, providing output powers up to 4.8kWrms in OFDM modulation and 6kWrms with 8VSB modulation, in both UHF and VHF band III.

It employs the latest components and technology, the result is an extremely reliable, easy to configure and maintain, transmitter/transposer/gap-filler system.

Two different modulation standards can be loaded and switchable both locally and by remote, allowing to reconfigure the unit according to the actual or future needs.

Highest efficiency provided by the latest LDMOS amplifier design operating in Doherty configuration.

- Extremely easy installation and maintenance
- Fully broadband on UHF or VHF Band III
- Hot-pluggable amplifier modules
- High efficiency Doherty configuration on power amplifier
- All digital and analog modulation standards
- GPS/GLONASS internal receiver (hardware option)
- High stability local oscillator (hardware option)
- Both SFN and MFN network mode
- Advanced modulator with automatic/adaptive precorrection (linear and nonlinear)
- Dual standard configuration without any hardware change
- Satellite receiver with or without CAM (hardware option)
- Transposer or SFN gap-filler (hardware option) with echo cancellation
- Latest LDMOS technology for RF stages
- Display & keyboard, web browser and SNMP for remote operation
- Seamless switching between ASI/SMPTE and/or IP (with priority) when in SFN network mode
- Remote software/firmware upgrade

# BE-TV-FA-U/VH

## Genesis Elite Series



### GENERAL

Frequency Range	UHF band IV/V: 470 to 862 MHz; VHF band III: 170-254 MHz; 1Hz steps
Analog Modulation Standards	B/G/D/K/K1/M/N, color system PAL, NTSC, SECAM
Digital Modulation Standards	ATSC 1.0; ATSC 3.0; DVB-T/T2; ISDB-Tb; DAB, DAB+
Channel Bandwidth	TV: 6, 7, or 8 MHz; DAB/DAB+: 1.5MHz
VSWR	Protection against open or short circuit, all phase angles.
Local oscillator accuracy	+/-1x10 <sup>-8</sup> (0 to 70°C), +/-5x10 <sup>-10</sup> /day (after 30 days), +/-1x10 <sup>-7</sup> /year
Network mode	SFN and MFN; multiple PLP

### RF INPUTS

GPS antenna	SMA female, 50 Ohms, (+5 V DC @ 100 mA max output for active antenna)
1 pps pulse	BNC female, 50 Ohms
10 MHz reference frequency	BNC female, 50 Ohms
F female, 75 Ohms	F female, 75 Ohms
Satellite receiver (with CAM)	F female, 75 Ohms

### RF OUTPUT

RF Output connector	0k6; 7-16 DIN, 50 Ohm, 1k2,1k8, 2k4 and 3k0, 3k6; 1 5/8" EIA 50 Ohm
RF power setting	-10 to +0.5dB with reference to nominal power
RF Output power stability	< +/- 0.25dB
Amplitude flatness	< +/- 0.25dB
Harmonic Emission	< -60dBc
Spurious Emission	< -60dBc
10 MHz reference frequency	SMA female, 50 Ohms, 1Vpp+/-0.2Vpp, rise-time 3-10ns

### DIGITAL MODULATION INPUTS

TS over IP/EDI	2 x RJ45 10/100/1000BaseT
ASI/SMPTE-310/T2MI/ETI	2 x BNC female, 75 Ohms (DVB-H: 1 main/1 hierarchical), continuous and burst mode
Maximum bit rate	50 Mbps

### ANALOG MODULATION INPUTS

Video	2 x BNC fem., 75 Ohms, 1Vpp +/-6dB, AGC on ITS line, DC rest., sync rest., white limiter
Sound	2 x XLR31 mini, 600 Ohms or 5 K ohms, balanced or unbalanced, 0dBm -6/+21dB
Aux audio input	MPX (bw 120kHz): 1 x BNC female 50 Ohms or 5 K ohms; SCA: 1 x BNC female 50 Ohms
NICAM audio interface	2 x XLR 31 mini, 600 Ohms or 5 K ohms, balanced or unbalanced, 0dBm +/-10dB
NICAM data interface	1 x BNC female, TTL 728kb/s external data, 1 x BNC female, TTL 728kb/s external clock

### USER INTERFACE/ REMOTE CONTROL

Control/Monitoring	LCD and keyboard, Web GUI, SNMP
Ethernet	2x GbE

# BE-TV-FA-U/VH



## Genesis Elite Series

### AC POWER

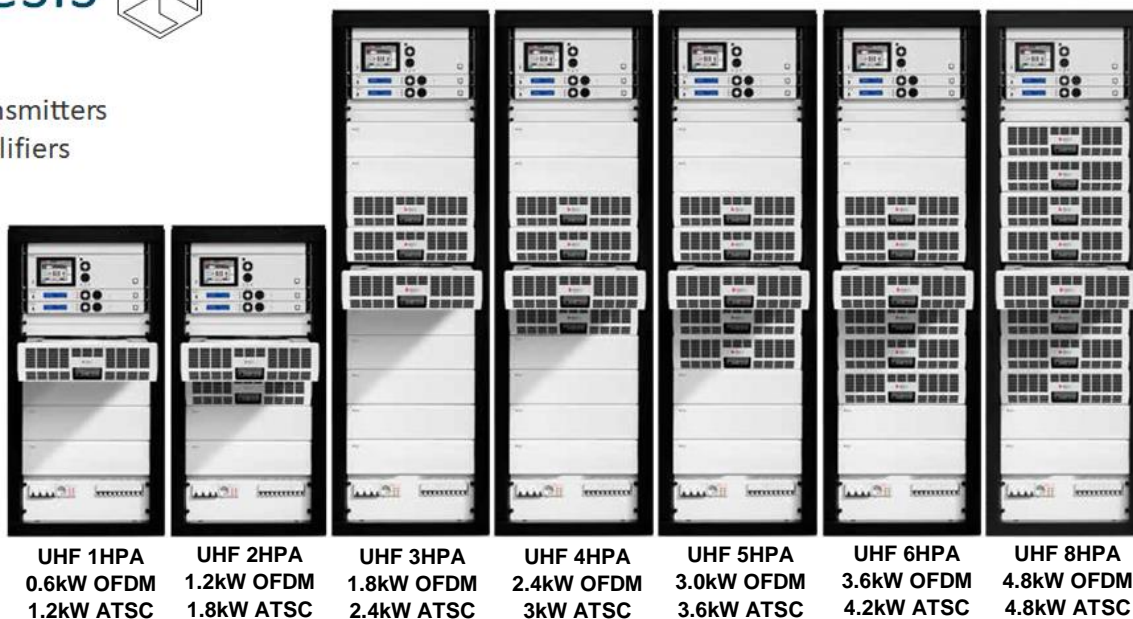
AC Input	100 to 240 Vac, single or two phases, 380Vac three-phases fou wires
Power Factor	> 0.95
Frequency	50 or 60 Hz

### ENVIRONMENTAL

Operational Temperature Range	0° to 45°C (32° to 113°F)
Storage Temperature Range	-40 to +70°C
Relative Humidity	0% to 90%, non-condensing @ 45°C
Altitude	Up to 2,500 m (8,202 ft) above sea level
Cooling	Forced air-cooled
Acoustic Noise	≤65 dBA (front 1 m)
Dimensions (H x W x D)	24RU x 19" rack (dimensions: 1200 H x 600 W x 1100 D [mm]) 42RU x 19" rack (dimensions: 2000 H x 600 W x 1100 D [mm])

## Genesis

Air  
Cooled Transmitters  
Power Amplifiers



# BE-TV-FA-U/VH

## Genesis Elite Series



UHF BAND IV-V RF OUT POWER (before filter) [W]	Q.TY PA	OFDM MODULATION (DVB-T/T2, ATSC 3.0, ISDB-T)	8VSB MODULATION (ATSC 1.0)	VSB MODULATION (ATV) @ IMD TYP. -62DB
BE-TV-0k6-FA-U	1	600Wrms (MER=33dB)	800Wrms (MER=35dB)	1600Wps
BE-TV-1k2-FA-U	2	1200Wrms (MER=33dB)	1600Wrms (MER=35dB)	3200Wps
BE-TV-1k8-FA-U	3	1800Wrms (MER=33dB)	2400Wrms (MER=35dB)	4800Wps
BE-TV-2k4-FA-U	4	2400Wrms (MER=33dB)	3000Wrms (MER=35dB)	6000Wps
BE-TV-3k0-FA-U	5	3000Wrms (MER=33dB)	3600Wrms (MER=35dB)	7200Wps
BE-TV-3k6-FA-U	6	3600Wrms (MER=33dB)	4400Wrms (MER=35dB)	8800Wps
BE-TV-4k8-FA-U	8	4800Wrms (MER=33dB)	6000Wrms (MER=35dB)	12000Wps

VHF BAND III RF OUT POWER (before filter) [W]	Q.TY PA	OFDM MODULATION (DVB-T/T2, ATSC 3.0, ISDB-T)	8VSB MODULATION (ATSC 1.0)	VSB MODULATION (ATV) @ IMD TYP. -62DB
BE-TV-0k6-FA-VH	1	600Wrms (MER=35dB)	800Wrms (MER=35dB)	1600Wps
BE-TV-1k2-FA-VH	2	1200Wrms (MER=35dB)	1600Wrms (MER=35dB)	3200Wps
BE-TV-1k8-FA-VH	3	1800Wrms (MER=35dB)	2400Wrms (MER=35dB)	4800Wps
BE-TV-2k4-FA-VH	4	2400Wrms (MER=35dB)	3000Wrms (MER=35dB)	6000Wps
BE-TV-3k0-FA-VH	5	3000Wrms (MER=35dB)	3600Wrms (MER=35dB)	7200Wps
BE-TV-3k6-FA-VH	6	3600Wrms (MER=35dB)	4400Wrms (MER=35dB)	8800Wps

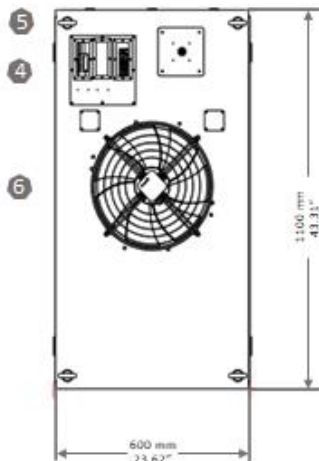
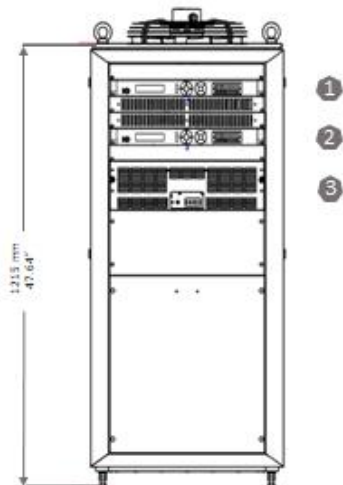
VHF BAND III RF OUT POWER (before filter) [W]	Q.TY PA	OFDM MODULATION (DAB, DAB+)
BE-DA-1k0-FA-VH	1	1000Wrms (MER=32dB)
BE-DA-2k0-FA-VH	2	2000Wrms (MER=32dB)
BE-DA-3k0-FA-VH	3	3000Wrms (MER=32dB)



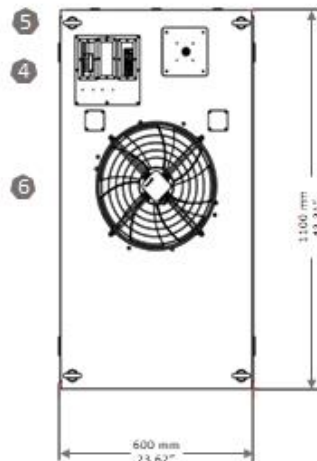
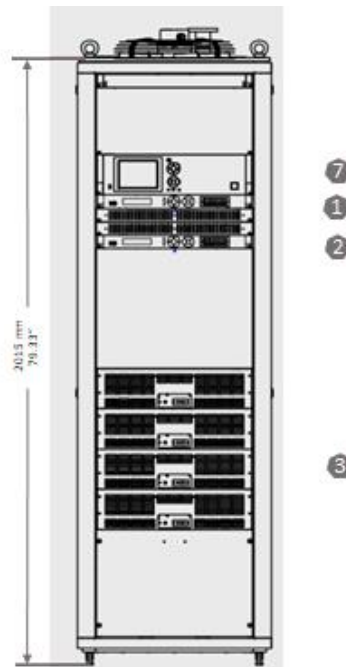
## Architecture

1. Mod Ex II Digital Exciter (Multi-standard)
2. Standby Mod-Ex II Digital Exciter (optional)
3. Hot-Pluggable Amplifier Module(s) 1 – 8.
4. Input/output distribution panel
5. Lifting Hooks
6. Cabinet Air Extract Fan
7. Central Control Unit (CCU) available on 2-8 amplifier models

Dimensions of 1 and 2 amplifier transmitter systems

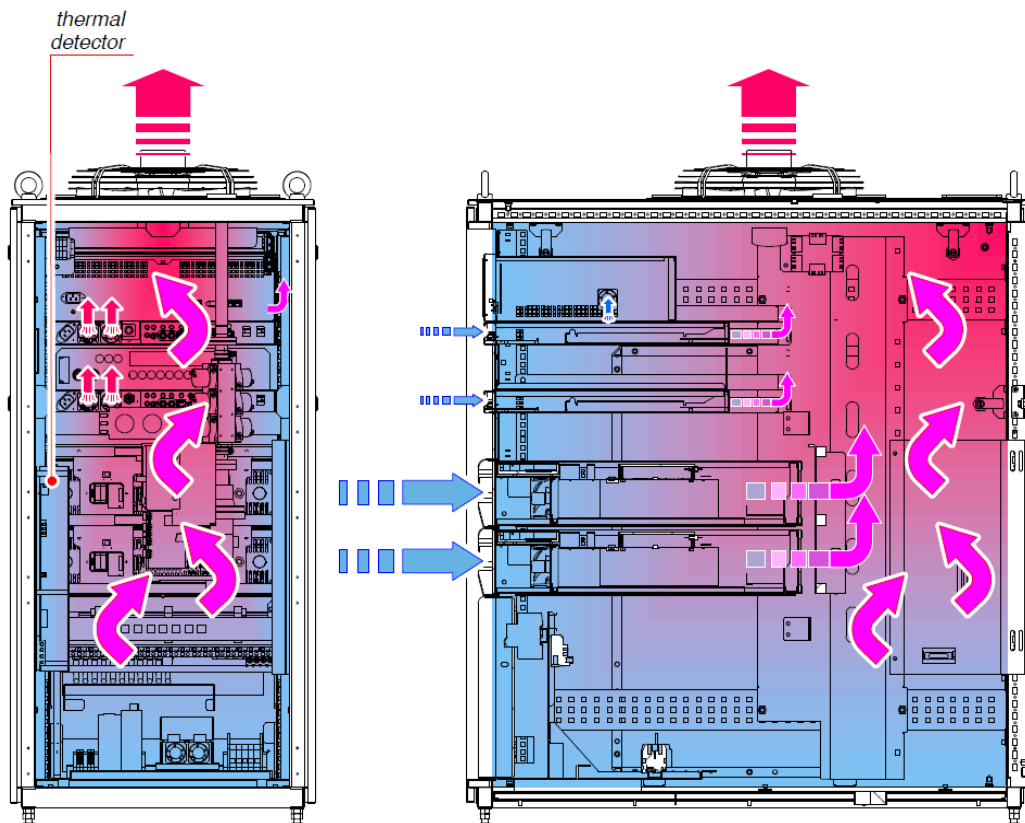


Dimensions of 3, 4, 5, 6 and 8 amplifier transmitter systems



## Features

- State-of-the-art multi-standard Mod-Ex II exciter
- Adaptive precorrection for maximum optimization of transmitter (via Mod-Ex II exciter)
- Drag and drop easy to use GUI
- Multi-Standard operation (DVB-T/H/T2, ATSC, ISDB-T/Tb, Analog)
- Dual-Cast operation
- VHF and UHF
- Fully broadband on UHF frequencies
- HIGH EFFICIENCY RF UP TO 47%
- Latest LDMOS technology for power amplifiers Modular Hot Plug modules
- FULL REDUNDANCY RF and PS STAGE
- High efficiency air cooling system
- Low power consumption - Doherty technology (available in non-Doherty for ATV operation)
- Compact design
- Easy installation and maintenance
- Modular design
- 2 ASI (4 for DVB), GbE available inputs
- SNMP / Web Server remote control
- CAN-bus internal communication
- Internal GPS for SFN operation
- Remote software/firmware upgrade
- 1 USB port for each control unit
- Central Control Unit (CCU) management system with color LCD
- Efficient and ergonomic air flow design for optimum cooling and reliability



Cooling system shown of dual (2) amplifier system

# BE-TV-FA-U/VH

Genesis Elite Series



## BE-TV-FA-U/VH/VL

Genesis Elite Series Transmitter

Taking the next step is easy with Broadcast Electronics. Contact your sales representative today to discuss solutions that will work for you and your station(s).

To contact your BE sales representative, simply visit our website at [bdcast.com](http://bdcast.com) or call 217.224.9600 and learn more about what BE has to offer.

BE manufactures complete RF systems for radio and TV. Our products encompass program generation, audio and data management, interfacility transport and analog and digital (*HD Radio and DRM transmission*).

They are used daily in more than 40,000 installations in nearly 100 countries. For over sixty years, BE pioneering developments have set industry standards for innovation and reliability, while providing broadcasters with new options for operational productivity and income generation. BE is headquartered in Quincy, Illinois, USA, and is represented worldwide by a network of local representatives.

©2022 Broadcast Electronics. All rights reserved. Specifications are subject to change without notice. Broadcast Electronics and the BE logo are registered trademarks of BEI Electronics LLC. All other trademarks are property of their respective owners.



BE - Broadcast Electronics is part of Elenos Group  
more information [www.elenosgroup.com](http://www.elenosgroup.com)  
Headquarters in Italy

Telephone (217) 224-9600  
4100 North 24th Street – Quincy, Illinois 62305-3606 U.S.A

[www.bdcast.com](http://www.bdcast.com)



Broadcast Electronics

Tomorrow's TV Today

