



## Regenerating Parity

*Broadcast Electronics Tech Note*

### THE INFORMATION IN THIS ARTICLE APPLIES TO:

Infotrend 3102-series RAID Controllers

---

### SUMMARY




Regenerating parity will remove data from bad blocks and mark the blocks as such. Once this has been done, the bad block will not impede any rebuild tasks. This process can only be performed in a non-failed state.

---


### MORE INFORMATION

Press  for two seconds to enter the Main Menu.

Press  or  to select **View and Edit Logical Drives**, then press .

Press  or  to select the logical drive, then press . For AudioVAULT RAID there is only one Logical Drive, defined as LG=0.

Press  or  to select **Regenerate Parity**, then press .

Press  for two seconds to start regenerating parity.

The regeneration progress will be displayed (in percentage) on the LCD.

---

For additional information on this topic, please contact Broadcast Electronics Digital Customer Service at 217.224.4700. You can also email specific questions to [service@bdcast.com](mailto:service@bdcast.com).